

## **HUMAN COMPUTER INTERACT'N - (SENG 310-A01) - (CRN22687) - Celina Berg**

### **UVic Course Experience Survey - Fall 2014/Spring 2015**

Project Audience 78

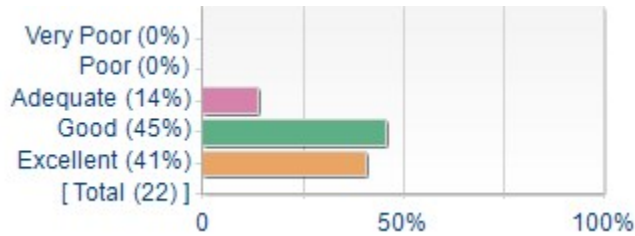
Responses Received 22

Response Ratio 28%

**Creation Date** Mon, May 11, 2015

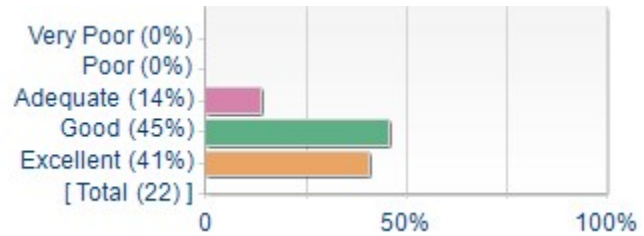
## I Instructor's Teaching - Students' Ratings on the Following Statements:

1. The instructor was prepared for course sessions



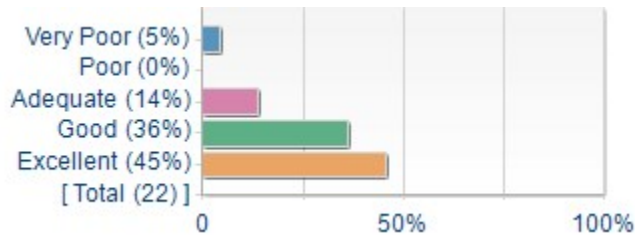
Statistics	Value
Response Count	22
Mean	4.27
Median	4.00
Standard Deviation	+/-0.70

2. The instructor's explanations of concepts were clear



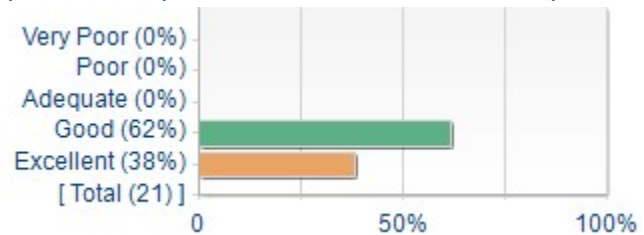
Statistics	Value
Response Count	22
Mean	4.27
Median	4.00
Standard Deviation	+/-0.70

3. The instructor motivated you to learn in this course



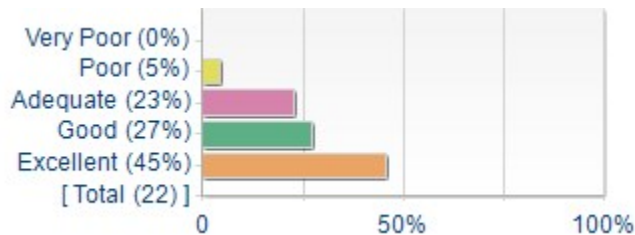
Statistics	Value
Response Count	22
Mean	4.18
Median	4.00
Standard Deviation	+/-1.01

4. The instructor was available to answer your questions or provide extra assistance as required



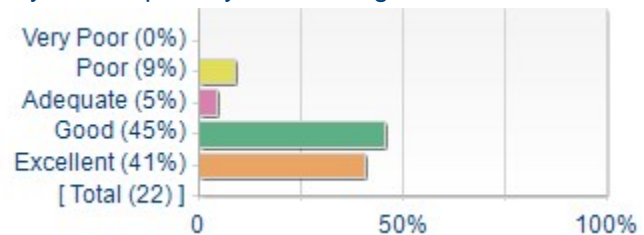
Statistics	Value
Response Count	21
Mean	4.38
Median	4.00
Standard Deviation	+/-0.50

5. The instructor ensured that your assignments and tests were returned within a reasonable time



Statistics	Value
Response Count	22
Mean	4.14
Median	4.00
Standard Deviation	+/-0.94

6. The instructor was helpful in providing feedback to you to improve your learning in this course

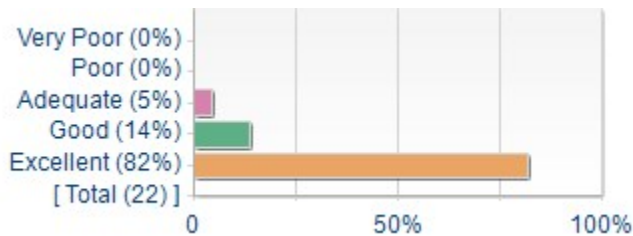


Statistics	Value
Response Count	22
Mean	4.18
Median	4.00
Standard Deviation	+/-0.91

7. The instructor demonstrated respect for

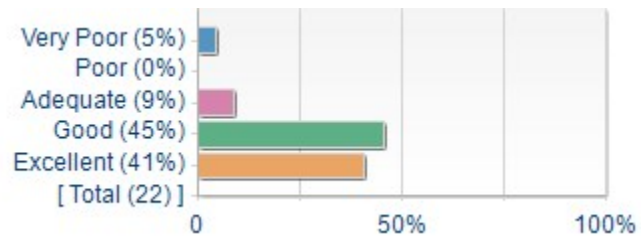
8. Overall, the instructor was effective in this

## students and their ideas



Statistics	Value
Response Count	22
Mean	4.77
Median	5.00
Standard Deviation	+/-0.53

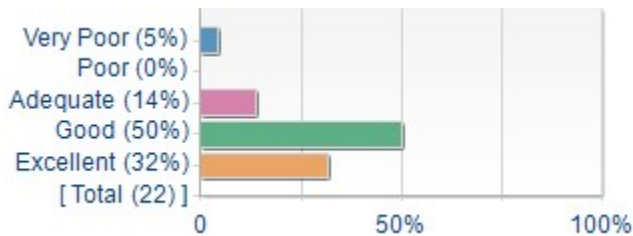
## course



Statistics	Value
Response Count	22
Mean	4.18
Median	4.00
Standard Deviation	+/-0.96

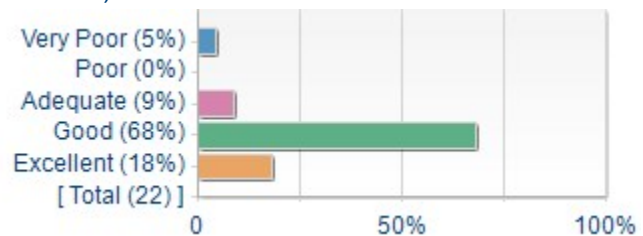
## II Course Design - Students' Ratings on the Following Statements:

1. The course structure, goals and requirements were clear



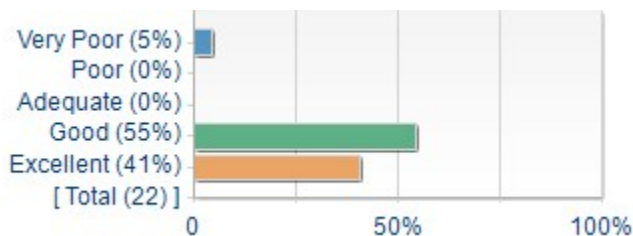
Statistics	Value
Response Count	22
Mean	4.05
Median	4.00
Standard Deviation	+/-0.95

2. The materials provided for learning the course content (e.g. handouts, posted material, lab manuals) were clear



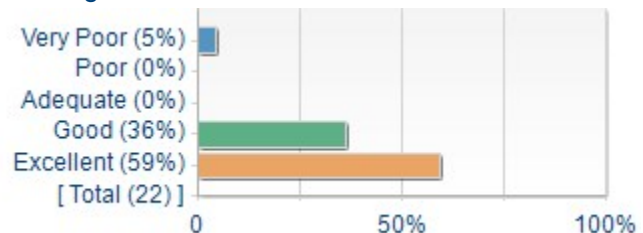
Statistics	Value
Response Count	22
Mean	3.95
Median	4.00
Standard Deviation	+/-0.84

3. The assigned work helped your understanding of the course content



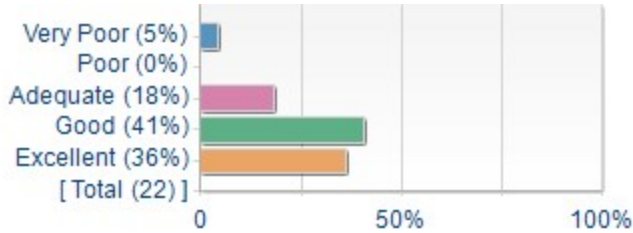
Statistics	Value
Response Count	22
Mean	4.27
Median	4.00
Standard Deviation	+/-0.88

4. The course provided opportunities for you to become engaged with the course material, for example through class discussions, group work, student presentations, on-line chat, or experiential learning



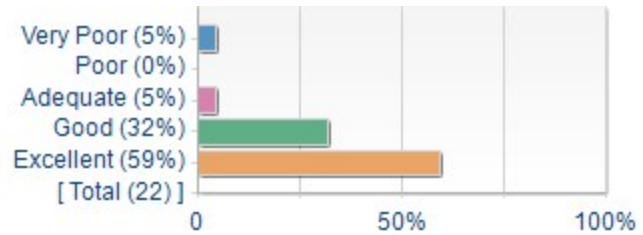
Statistics	Value
Response Count	22
Mean	4.45
Median	5.00
Standard Deviation	+/-0.91

5. The methods of assessment used to evaluate your learning in the course were fair



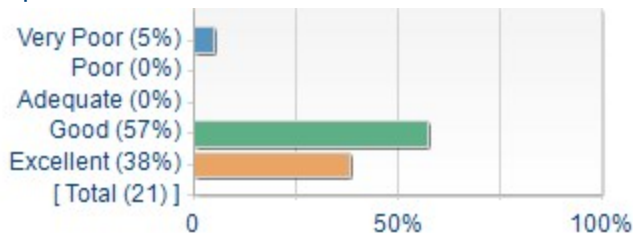
Statistics	Value
Response Count	22
Mean	4.05
Median	4.00
Standard Deviation	+/-1.00

6. The course provided relevant skills and information (e.g. to other courses, your future career, or other contexts)



Statistics	Value
Response Count	22
Mean	4.41
Median	5.00
Standard Deviation	+/-0.96

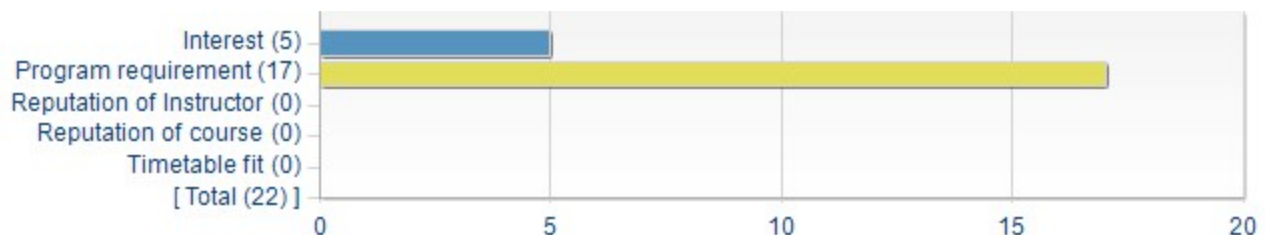
7. Overall, the course offered an effective learning experience



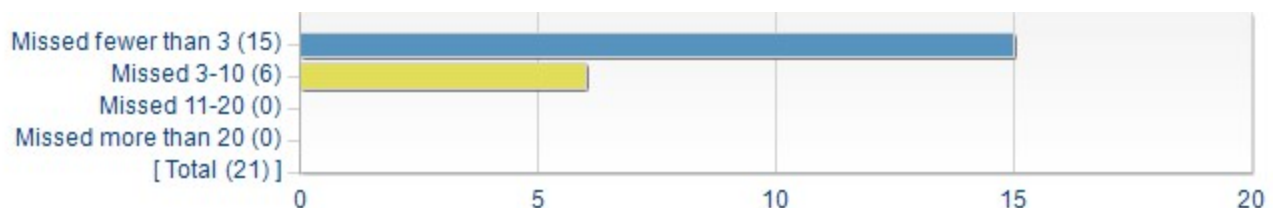
Statistics	Value
Response Count	21
Mean	4.24
Median	4.00
Standard Deviation	+/-0.89

### III Statements About The Students:

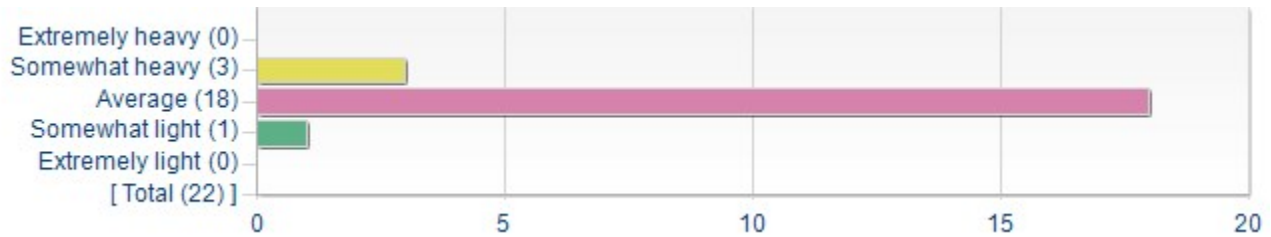
My primary reason for taking the course.



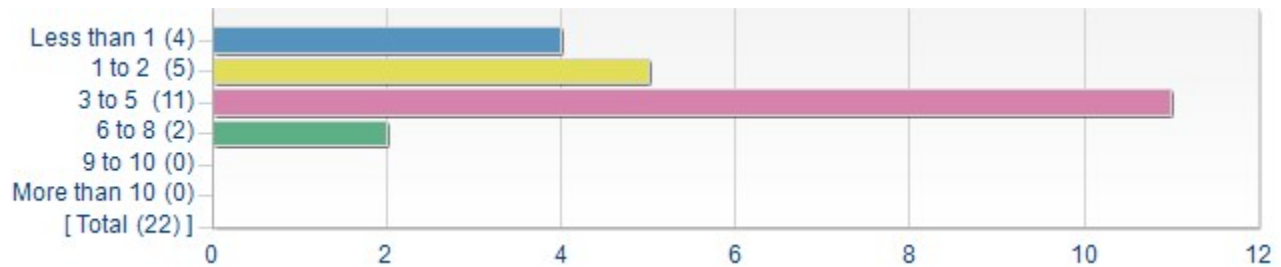
The approximate number of classes or labs that I did not attend



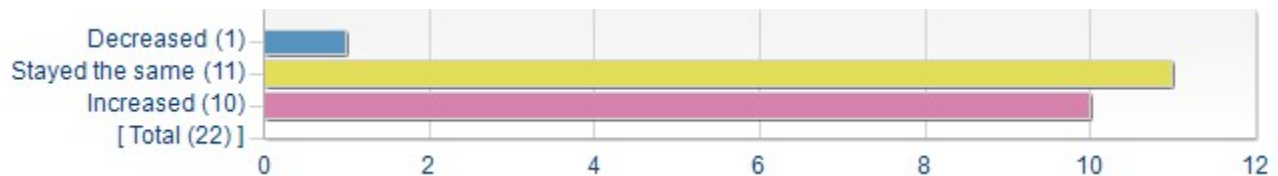
### Relative to other courses I have taken at UVic, the workload in this course was



### The approximate number of hours per week I spent studying for this course outside of class time:

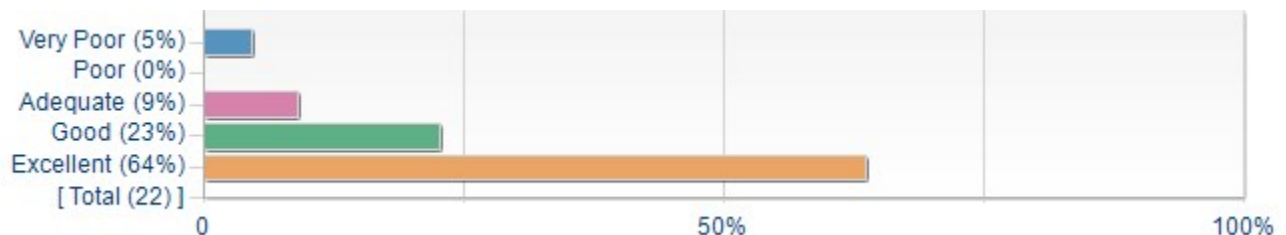


### As a result of my experience in this course, my interest in the material:



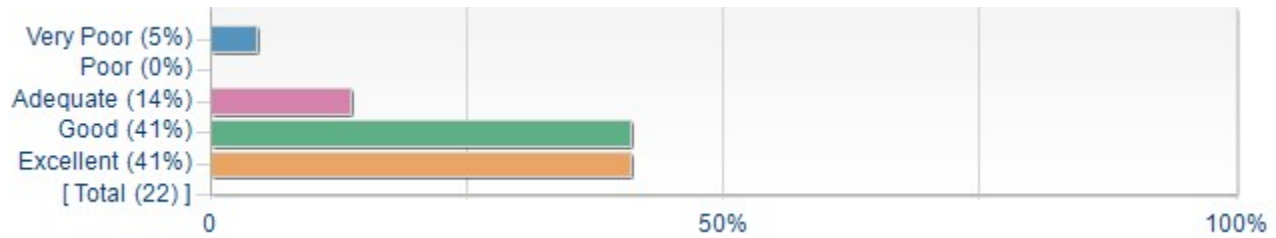
## IV Additional Statments:

### The instructor **Celina Berg** displays a good understanding of the material being presented



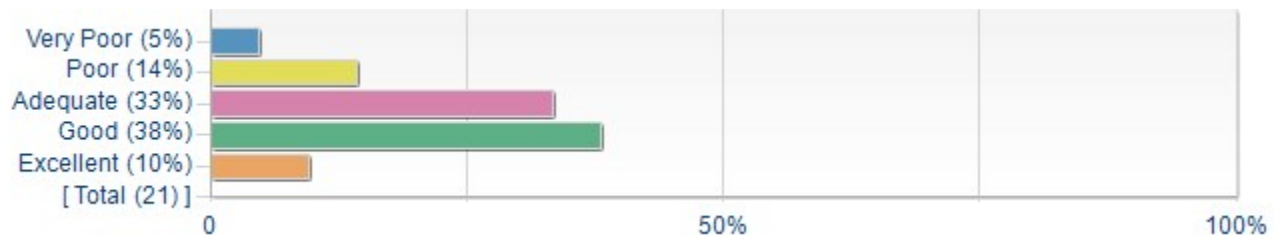
Statistics	Value
Response Count	22
Mean	4.41
Median	5.00
Standard Deviation	+/-1.01

### The instructor **Celina Berg** uses the blackboard/overhead and/or visual aids effectively



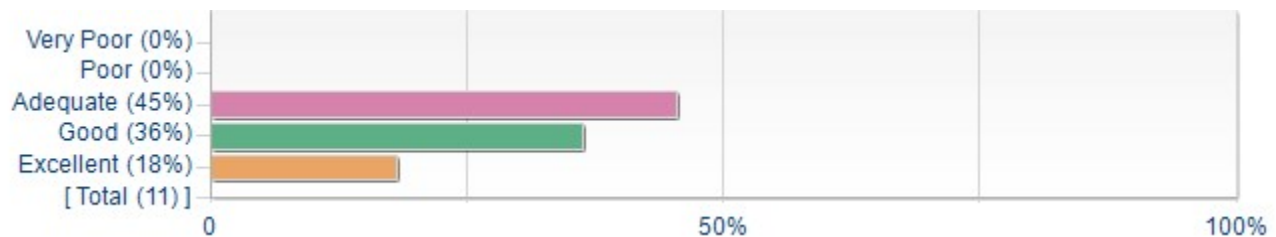
Statistics	Value
Response Count	22
Mean	4.14
Median	4.00
Standard Deviation	+/-0.99

**(Courses with labs) The laboratories contributed to my understanding of the course material**



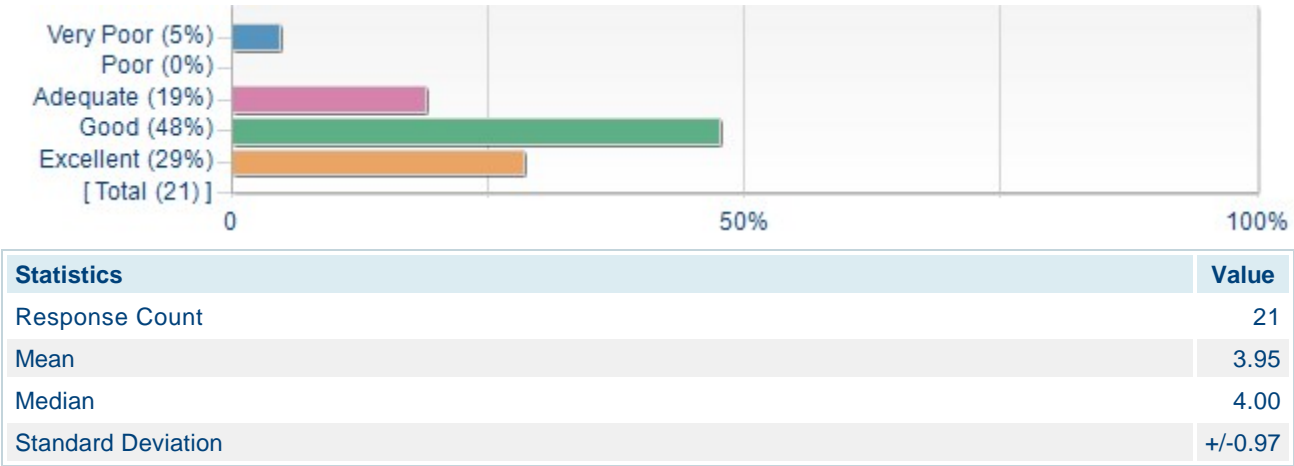
Statistics	Value
Response Count	21
Mean	3.33
Median	3.00
Standard Deviation	+/-1.02

**(Courses with tutorials) The tutorials contributed to my understanding of the course material**



Statistics	Value
Response Count	11
Mean	3.73
Median	4.00
Standard Deviation	+/-0.79

**(Courses with a major project, i.e. 20% or more of the final grade) The project contributed to my understanding of the course material**



## IIV Student Comments:

**What strengths did your instructor (Celina Berg) demonstrate that helped you learn in this course?**

Comment
Engages the whole class.
Her lectures were very clear and engaging, and she was relatable and understanding regarding course work.
Celina is awesome. She is enthusiastic and encourages every to get involved in discussion. She is an awesome professor.
Passionate about the material. Good at explaining in class. Always excited. Good use of in class work/exercises
She was passionate and captivating in her teaching style.
Celina had a very good attitude towards the student and the class and you can tell she enjoys her job. She is also very understanding of questions and difficulties with in class work.
Good attitude, always positive. Respected all of the students ideas.
Good teacher. She knows the topic fairly well. Actually cares about students understanding the material
Limitless patience and answered any/all questions. Promoted constructive discussion in class that stimulated interest and helped clarify concepts.
She was really fun, and much more engaging than most profs.
-Knowledgeable and enthusiastic about the material -Encourages class discussion -Good speaker

**Please provide specific suggestions as to how the instructor could have helped you learn more effectively.**

Comment
The instructor and structure of the course was good. I see no problems with it.
Design is an extremely fun and far reaching topic, and prior to taking this course, I was considering a masters in software graphic design. However, this course destroyed all motivation I had for this topic. This felt like a high school course! Mandatory attendance without reason, and for the final project, every missed presentation day was a lost 25% of the assignments final grade.
none

**Please provide specific suggestions as to how this course could be improved.**

Comment
This course has a very good structure. The assignments work into each other nicely to give a full understanding of UI.
New teacher!
I found the written reports often contained repetitive information and some things were required to be written again in a different way.
none
I hated the "participation" marks that were really just attendance. I'd just been through a very similar class last term, and knew a lot of the material, but I felt I was being punished if I didn't attend.
If you REALLY want to boost attendance, don't post the slides. I hate to say it, but it works.